

THE CHANGE ERASMUS+ PROJECT (2016-2018) Multiplier Event Satisfaction Survey Evaluation

Organizers:

The Hungarian Women's Career Development Association and the Women's Entrepreneurial Club of Győr-Moson-Sopron County Chamber of Commerce and Industry

Date and Time: 16 October 2018, 16:30 pm. – 20:00 pm.

Venue: Baross Hall, Győr-Moson-Sopron County Chamber of Commerce and Industry
(Address: 9021 Győr, Szent István út 10 / A)

Number of Participants: 112

Number of participants who filled in the Questionnaire: 82

1st Question: In what capacity did you attend the conference?

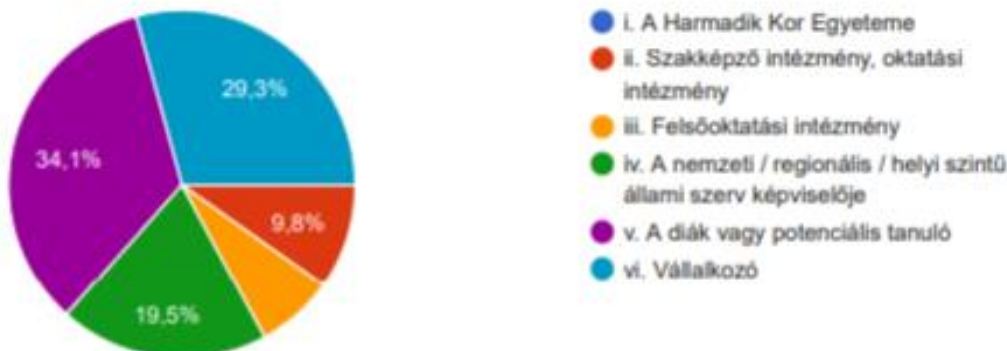
- i. Third age university
- ii. VET provider, educational institution
- iii. Higher education Public body representative at National / regional/ local level
- iv. Student or potential learner
- v. Entrepreneur

Evaluation of the answers:

There were no respondents from Third age university.

9.8% of respondents were from VET provider, educational institution, 7.3% from Higher Education, 9.8% from Public body representative at National / regional/ local level, 34.1% from student or potential learners, who might become NEET some time, 29.3% from entrepreneurs, which is a close percentage to that of the students.

The proportion, in the case of the two latter groups, shows a positive reaction to the conference, which is to be expected given that these were the two groups associated with the project.

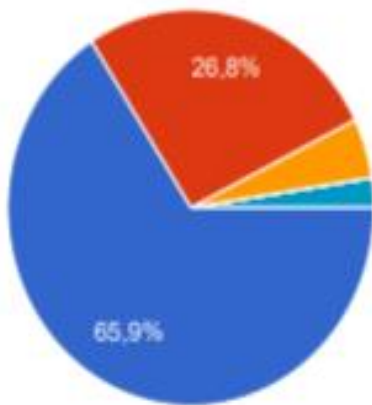


2nd Question: Please evaluate the presentations / speeches:

- a. Fully satisfied
- b. Mostly satisfied
- c. Satisfactory
- d. Less than satisfactory
- e. I did not like it at all
- f. No opinion

Evaluation of the answers:

More than half, 65.9% of the responses were fully satisfied with the presentations. Those who were mostly satisfied were 26.8%, and 4.9% were less than satisfactory. 2.4 % had no opinion which is a very small number. Nobody said that they did not like it all. The data showed that the purpose and content of the project were fully understood, and the presentations were enjoyable to the audience. In total 97.6% of the respondents were satisfied with the presentations.



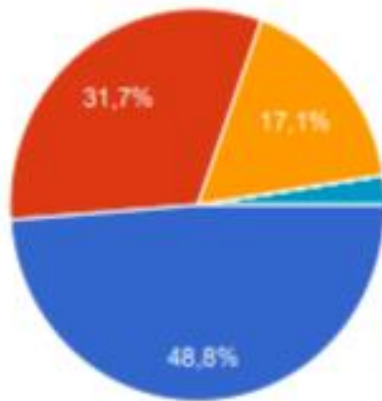
- a. teljes mértékben elégedett volt
- b. többnyire elégedett volt
- c. megfelelőnek tartotta
- d. kevésbé volt elégedett
- e. egyáltalán nem tetszett
- f. nincs véleménye

Third Question: How useful did you find the information presented at the conference about entrepreneurship?

- a. Fully satisfied
- b. Mostly satisfied
- c. Satisfactory
- d. Less than satisfactory
- e. I did not like it at all
- f. No opinion

Evaluation of the answers:

Useful information regarding entrepreneurship presented at the conference – 48.8% said they were satisfied. Of these 31.7% were fully satisfied and 17.1% were satisfied. These three percentages in total indicate that the audience who participated in the conference would like to use the information presented about entrepreneurship. Nobody said that they did not like it at all. In total 97.6% found the information presented to be useful. Only 2.4% responded with no opinion which is quite a small proportion.



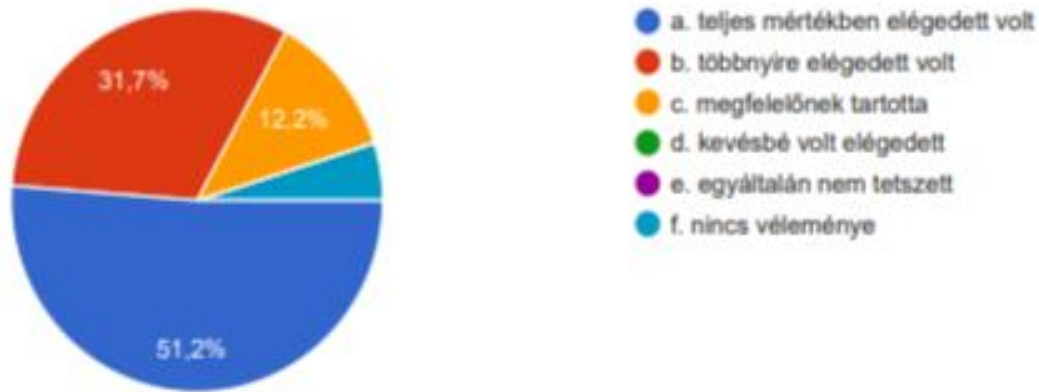
- a. teljes mértékben elégedett volt
- b. többnyire elégedett volt
- c. megfelelőnek tartotta
- d. kevésbé volt elégedett
- e. egyáltalán nem tetszett
- f. nincs véleménye

Fourth Question: Has the event highlighted the importance of starting entrepreneurship?

- a. Fully satisfied
- b. Mostly satisfied
- c. Satisfactory
- d. Less than satisfactory
- e. I did not like it at all
- f. No opinion

Evaluation of the answers:

The conference highlighted the importance of starting entrepreneurship which was confirmed by the 51,2% of respondents who said they were fully satisfied, the smaller proportion but still considerable 31.7% who answered mostly satisfied. 12.2% answered less than satisfactory. In total, 82.9% of the respondents were satisfied. Nobody was unsatisfied. 4.9% did not answer.

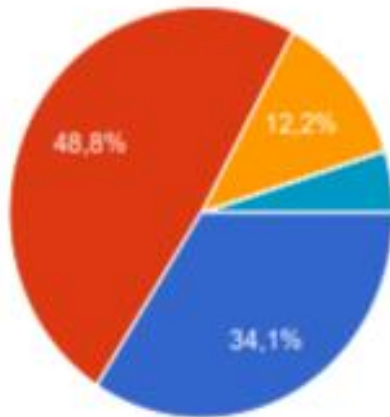


Fifth Question: Do you think NEETs can be entrepreneurs with the help of training?

- a. Fully satisfied
- b. Mostly satisfied
- c. Satisfactory
- d. Less than satisfactory
- e. I did not like it at all
- f. No opinion

Evaluation of the answers:

From the presentations at the conference the audience seem to have understood that NEETs can be entrepreneurs with the help of training, because 34.1% answered fully satisfied, 48.8 % answered mostly satisfied and 12.2% answered satisfactory. No respondent was unsatisfied. 4.9% did not answer to this question which is a minimal proportion in relation of the total number of participants. Overall, 95.1% of the answerers think that NEETs can be entrepreneurs with the help of training.



- a. teljes mértékben elégedett volt
- b. többnyire elégedett volt
- c. megfelelőnek tartotta
- d. kevésbé volt elégedett
- e. egyáltalán nem tetszett
- f. nincs véleménye